



The Open Public Health Journal

Content list available at: <https://openpublichealthjournal.com>



RESEARCH ARTICLE

Determinants of Overweight and Underweight among Children under 5 in Kazakhstan

Bakhytzhan Kurmanov¹, Yolanda Pena-Boquete², Aizhan Samambayeva² and Galym Makhmejanov^{1,*}

¹Higher School of Economics, M.Narikbayev Kazguu University, Nur-Sultan, Kazakhstan

²AY Economics Research Centre, University of Santiago de Compostela, Santiago, Spain

Abstract:

Background:

During the last 10 years, the prevalence of underweight has decreased considerably in Kazakhstan and, nowadays, it is set under 3% for children under 5 years old. However, the prevalence of overweight, which was not important at all in the 90s, is reaching 10% for children under 5 nowadays. This means that there is a co-existence between being underweight and overweight in the same country and, in some cases, within the same region. In order to design policies addressing both problems and avoiding policies, which may solve underweight but worsening overweight, and vice versa, the aim of this paper is to analyse the socioeconomic determinants of the two problems.

Methods:

We estimate the probability of occurrence using the Multiple Indicator Cluster Survey (MICS) collected by the United Nations Children's Fund (UNICEF) and Agency of Statistics of the Republic of Kazakhstan for the years 2006, 2010-2011 and 2015. This survey includes a questionnaire for children younger than 5 years old containing information on maternal and child health. We consider that a child is overweight if she/he falls over two standard deviations of the World Health Organization standards (WHO) for her/his age. Similarly, we consider that a child is underweight if she/he falls below the two standard deviations of the WHO standards.

Results:

Children of mothers with higher education have a higher probability of being overweight (6,8%) and less probability of being underweight (-5,5%). This effect disappears for children older than 2 years old. Children of Russian origin and other ethnic groups show a lower probability of being overweight in comparison with their Kazakh peers. Being born in the highest wealth quintile reduces the risk of a child under 2 years old being underweight (-2,9%). On the other side, children in rich families at age 2-4 years old have a higher probability of being overweight (3,7%).

Conclusion:

Health policy aimed to improve family and institution's knowledge on child nutrition could be effective measures to reduce infant overweight.

Keywords: Child health, Child overweight, Maternal education, Child underweight, Wealth index, Ethnicity.

Article History

Received: January 05, 2021

Revised: May 18, 2021

Accepted: May 25, 2021

1. BACKGROUND

During the last 10 years, the prevalence of underweight has decreased considerably in Kazakhstan and, nowadays, it is set under 3% for children under 5 years old. However, the prevalence of overweight, which was not important at all in the 90s, is reaching 10% for children under 5, nowadays (Fig. 1). This means that there is a co-existence between being underweight and overweight in the same country and, in some cases, within the same region.

In order to assess if the determinants behind the reduction of underweight are the same as those behind the increase of overweight, this paper aims to analyse the socio-economic determinants of the two problems. The results of the paper will allow us to design policies addressing both problems, which may only resolve problems related to being underweight but worsen those regarding overweight, and vice versa.

In order to assess the factor behind underweight and overweight, first, we review the literature analysing each of the problems. Subsequently, we present the methodology and database. Results are analysed and we draw some conclusions in the last section.

* Address correspondence to this author at the Higher School of Economics | M.Narikbayev Kazguu University, 8, Korgalzhyn Highway, office 608, Nur-Sultan Z05K8C9, Kazakhstan; E-mail: g_makhmejanov@kazguu.kz

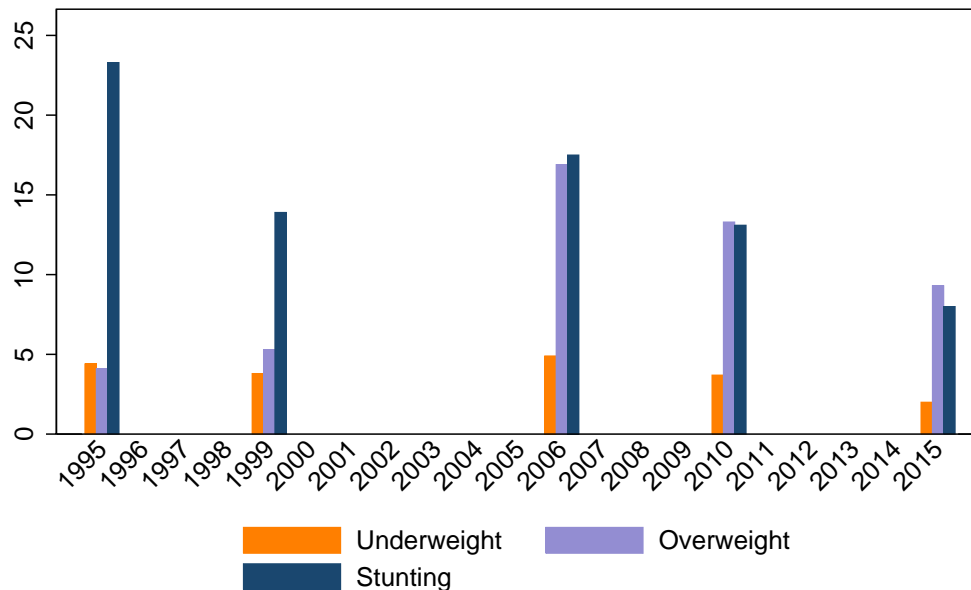


Fig (1). Prevalence of overweight, underweight, stunting (% of children under 5) in Kazakhstan.

2. LITERATURE REVIEW

Although overweight and underweight keep coexisting in many middle- and low-income countries, the determinants behind each of the problems may be different [1]. Early-life determinants of overweight and underweight among children can be grouped into three types of factors: individual, household-family and environmental (society).

Individual explanatory variables of child overweight include birth weight, height, growth and infant feeding. Most of the studies confirm the positive association between birth weight, size and infant growth and the risk of having an infant and child obesity among children from Hong Kong [2] and Mexico [3]. However, the low weight at birth can have the opposite effect. The article of Ibáñez *et al.* [4] revealed that children with low birth weight then tend to gain weight more rapidly, which may later lead to more abdominal fat and body adiposity. The evolution of the first month's weight can depend on the children's nutrition. Actually, breastfed children have less probability of being overweight in comparison to their peers exclusively formula-fed [5, 6].

The family unit and parents provide a physically protective environment for children and it affects their healthy or unhealthy lifestyle. Eating behaviour and habits, active lifestyle, and sleeping patterns are developed and shaped mainly by parents. Education influences the decisions of the main caregiver regarding diet, lifestyle problem-solving capacity and values of the child. In this line, maternal education is considered as one of the most relevant explanatory indicators from a public policy perspective because of the major influence of maternal health and behaviours on child health [7]. To have a mother with higher education has been linked with a reduced likelihood of being overweight among children during early childhood in some European populations [8]. Maternal education reduces obesity and overweight by approximately 3% for children 4-6 years old in Sweden and the

UK but increases them by 0.3% in China. Results demonstrated a positive, although small, relationship between mother's education and child obesity and overweight for rural areas of China. However, being underweight was strongly associated with maternal education in the same study, reducing the prevalence of those underweight almost by 20%. Maternal education reduces stunting and underweight of 4-year-old to 6-year-old children in rural areas of different countries [9].

Mother's education can be correlated with the risk of her child being overweight and underweight throughout the period of her employment. The study of McDonnell and Doyle [10] suggests that maternal employment of highly-educated mothers and formal and informal child care may increase the probability of a child to be overweight almost to 8%. This effect is insignificant for low-educated mothers. The authors argue that the lack of high-quality child care and favourable labour and social policies might affect the weight of children for households with high socioeconomic status. Another reason for the negative impact of maternal employment on child weight is the traditional gender role implying that child care and meal preparation are solely the women's responsibilities [11]. Moreover, less time devoted to child care by working women usually is a little offset by the husband or partner [12]. Mindlin, Jenkins, and Law [13] analysed major studies from developed countries and concluded that maternal employment increased the risk of being overweight for children with a bigger impact on children from high income groups. The reason may be the higher use of informal child care and the unavailability of good quality formal child care. Lin *et al.* [14] in Hong Kong study revealed that informal child care led to higher levels of childhood obesity. The article by Maher *et al.* [15] also found the negative impact of informal child care on children's health, especially on the risk of being overweight. Moreover, children under the care of grandparents [16]; and three-generation families [17] are more likely to contribute to childhood overweight.

Family lifestyle and parents' behaviour may have an important effect on the risk of being overweight [18]. The study of Greek pre-schoolers demonstrated that the 3-5 years old children have a 1.79 times higher risk of being overweight if their mothers were active or passive smokers during the pregnancy. Additionally, father's obesity increases the risk of child overweight significantly [6]. Wake *et al.* [19], in the study of Australian children, observed that fathers' but not mothers' permissive and disengaged parenting styles were associated with increased risks of pre-schoolers being overweight and having obesity. Hence, nutrition, physical activity, and parental behaviour play an important role in the risks of being overweight and underweight for children.

Children of some ethnicities have a higher prevalence of being overweight. Early maternal age, maternal pre-pregnancy body mass index, BMI [20], and parental feeding styles [21] of different ethnic groups can be among the explanatory factors contributing to ethnic differences of child overweight. For example, European American parents pressurize their children to eat, which tends to cause the child to be overweight compared with Hispanic and African American families [22]. As well, the perception of normal BMI can vary among different ethnic groups and in some cases, it may be associated with family's wealth [23].

On the other hand, the main determinants of underweight children under 5 years old are socioeconomic status, low birth weight, mothers' age at marriage and family size. Family income is also a especially important variable when we analyse overweight. The risk of being underweight is four times higher for children under 5 years old from poor socioeconomic status in comparison with their peers from wealthier socioeconomic status in Nepal. The socioeconomic status was measured by the proxy of food self-sufficiency, land holding of family and housing standard [24]. The study of children aged 5 in Kenya revealed that underweight were detected among children introduced to foods at an early stage (before 6 months) or who had an illness in the past month [25].

Various studies have discovered the array of factors for the risks of being underweight for children aged 5 years or below. Yet, the most common factor found by scholars is household wealth and/or income. Chalasani and Rutstein [26], in their study of Indian children, found that the relationship between household wealth and malnutrition became stronger over time for boys and particularly for girls in urban and (especially) rural areas. The study conducted by Guyatt *et al.* [27] also revealed that being in a poor household was an important factor leading to underweight and stunting among children under 2 years of age in Kenya. Guyatt *et al.*'s [27] research highlighted that the low birth weight significantly affected the risks of being underweight for children. Overall, socio-economic status had an impact on household food security and, subsequently, the health of children.

However, there are other factors other than household wealth that affect the risk of being underweight. The investigation of Pakistani children found that BMI of mother, mothers' age at marriage, child's size at birth and antenatal clinic visits also were also important predictors [28]. Additionally, there are studies that argue that family size has an

important effect on children being underweight. Wu and Li [29], in their study, found the impact of one-child-policy in China that families with one child had a lower probability of being underweight. The strictly imposed one-child policy in China decreased competition for food in families. However, Wu and Li [29] observed that the increased access to food led to the increased problem of obesity and being overweight. Similarly, the study conducted in India by Rana *et al.* [30] found that women with a higher number of births and among those with first-order births with fewer than 2 years between marriage and first birth, the risk of being underweight and having anemia were significantly higher compared with their counterparts. Hence, the literature shows the importance of health-demographic factors, such as BMI of mother, family size and mother's age for the risk of being underweight.

3. METHODS

We will consider that a child is overweight if she/he falls over two standard deviations of the World Health Organization standards (WHO) for her/his age. Similarly, we consider that a child is underweight if she/he falls below the two standard deviations of the WHO standards. Assuming a logistic functional form:

$$p_i \equiv Pr(y_i = 1 | x) = \frac{e^{x\beta}}{1+e^{x\beta}}$$

We estimate two different models: (a) y_i takes the value 1 if the child is overweight with the probability p and 0 otherwise with the probability $(1 - p)$, and (b) y_i takes the value 1 if the child is underweight with the probability p and 0 otherwise. We will consider the same factors (X) in both models in order to identify if they have the same or opposite effects in overweight and underweight children.

We estimate the probability of occurrence using the Multiple Indicator Cluster Survey (MICS) collected by the United Nations Children's Fund (UNICEF) and Agency of Statistics of the Republic of Kazakhstan for the years 2006, 2010-2011 and 2015.¹ The sample is designed to be represented from Kazakhstan's population by region, putting special effort to make rural areas representative. From this household sample, women aged 15-49 years and children under 5 years old were eligible to respond to extra questionnaires containing information about maternal and child health. Our sample consists of the pool of all eligible children under 5 years all from the 2006, 2010-2011 and 2015 surveys, using the sample weight adjusted for kids under 5 weights (provided by MICS) to make them representative. Once we had the pool of kids to be analysed, we classified them as overweight, underweight, or to be under standard parameters using the WHO tables for each age as mentioned at the beginning of the section.

In Table 1, we show the main descriptive statistics of our database. On average, 13.4% of children suffer overweight, whereas the percentage of underweight children under five years old is much lower, around 3% of total observations.

¹ This survey is part of a UNICEF programme that has been done for different countries in collaboration with the national governments. The program is currently operating in about 90 developing countries.

	Overweight			Underweight		
	Younger than 5	Younger than 2	2-4 year old	Younger than 5	Younger than 2	2-4 year old
-						
Completed Secondary	0.019	0.016	0.025	-0.014	-0.038	0.001
Secondary specialized	0.029*	0.049**	0.015	-0.022*	-0.039*	-0.012
High	0.029*	0.068***	0.006	-0.026**	-0.055**	-0.008
Head of the household level of education						
None/Primary/Some Secondary	Reference	Reference	Reference	Reference	Reference	Reference
Completed Secondary	-0.021*	0.010	-0.038***	0.011**	0.014	0.008
Secondary specialized	-0.020	-0.009	-0.023	0.004	0.004	0.003
High	-0.022*	-0.015	-0.023	0.009	-0.002	0.014*
Wealth quintile						
Poorest	Reference	Reference	Reference	Reference	Reference	Reference
Second	-0.013	-0.022	-0.010	-0.006	-0.005	-0.007
Middle	-0.010	-0.039**	0.009	-0.010	-0.011	-0.007
Fourth	0.018	0.015	0.020	-0.007	-0.021*	0.005
Richest	0.018	-0.014	0.037**	-0.014**	-0.029***	-0.003
Ethnicity						
Kazakh	Reference	Reference	Reference	Reference	Reference	Reference
Russian	-0.028***	-0.010	-0.038***	-0.001	0.000	-0.001
Other Ethnic	-0.022**	-0.002	-0.035***	-0.003	-0.005	-0.003
Rural/Urban						
Urban	Reference	Reference	Reference	Reference	Reference	Reference
Rural	0.010	0.005	0.012	-0.003	-0.006	0.001
Pseudo R2	0.031	0.037	0.038	0.044	0.080	0.048
Observations	14318	5750	8568	14617	5852	8765

Notes: Coefficient estimates. Significance levels: *** p<0.01 ** p<0.05 * p<0.10. Year and regional dummies included.

Mother’s education appears to be more relevant than the educational level of the household head. However, head of households with upper secondary education decreases the risk of children being overweight by 3.8% relative to lower levels of education for children aged 2-4 years old. Instead, maternal education affects both overweight and underweight, in particular, for children younger than 2 years old, although in opposite directions: children of mothers with higher education have a higher probability of being overweight (6,8%) and less probability to be underweight (-5,5%).

Wealth index shows a similar effect than maternal education, increasing the probability of being overweight (3,7%) and decreasing the probability of being underweight (-2,9%) for children living in the richest households. Nevertheless, the wealth effect on overweight is significant in the case of children aged between 2 and 4 years old. The wealth index is inversely associated with underweight for children under 2 years old.

Household behaviour, habits and lifestyle are also important for explaining overweight and underweight. We attempt to approximate this effect through ethnicity. Children of Russian origin and other ethnic groups show a lower

probability of being overweight in comparison with Kazakh peers.

The numbers of household members, breastfeeding and rural/urban variables are not significant in prediction of being overweight or underweight. Regional disparities analysis discovered the prevalence of overweight in the West of Kazakhstan (Fig. 2). Interestingly, Aktobe region has more than 10% higher probability of being overweight for children 2-4 years old in comparison with the lowest overweight region (Mangistau). There are more regions with significant overweight among children until 2 years old than from 2 to 4 years old.

Children with the highest risk of underweight from 0 to 2 years old are located in Almaty oblast. The region of Almaty is characterized by a high pollution level. Despite its economic value for the country, the health expenditure for Almaty oblast is among the lowest in Kazakhstan. Aktobe also has a high risk of children underweight from 2 to 4 years old. Actually, Aktobe is the region with the highest risk of both, overweight and underweight, which is remarkable in a sense. To get a full credible explanation of the obtained results, further research should be carried out with similar estimates at the oblast level with the following comparison between regions (Fig. 3).

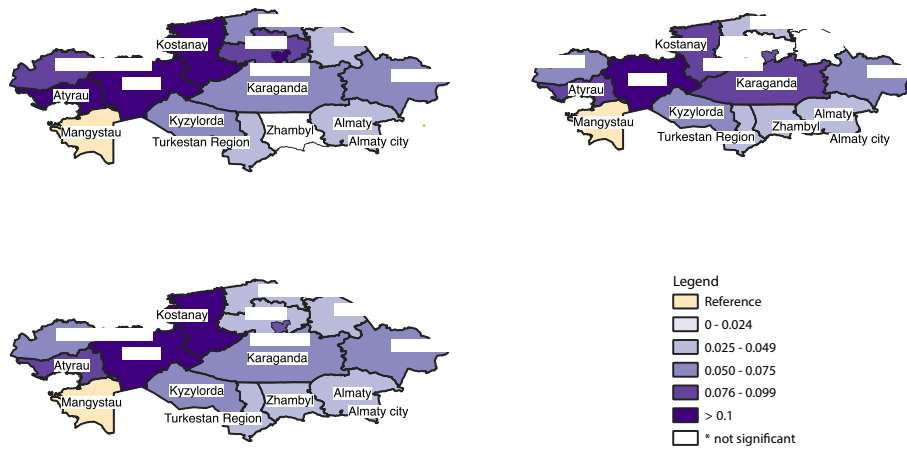


Fig. (2). Overweight prevalence by regions.

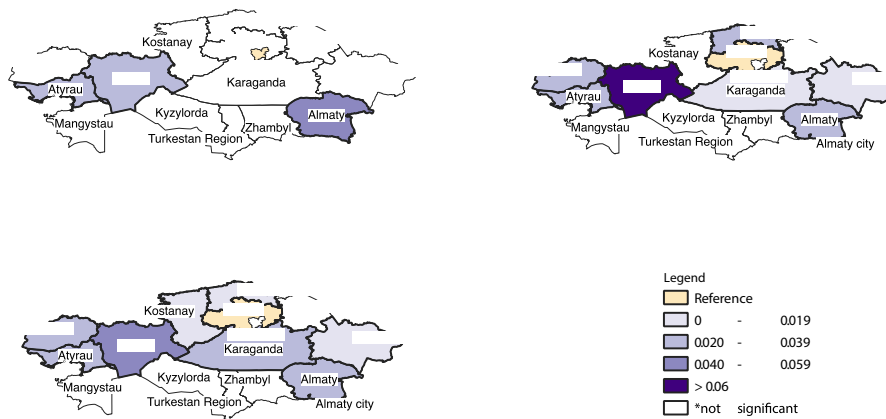


Fig. (3). Underweight prevalence by regions.

CONCLUSION

During the last 10 years, the prevalence of underweight has decreased considerably in Kazakhstan and, nowadays, it is set under 3% for children under 5 years old. However, the prevalence of overweight was not important at all in the 90s, reaching 10% of children under 5 nowadays. This means that there is a co-existence between underweight and overweight in the same country and, in some cases, within the same region.

Maternal education is inversely associated with being underweight, thereby reducing the risk of being underweight for children under 2 years old. At the same time, the higher education of mothers increases the risk of being overweight for children before 2 years old. Results suggest that higher education might affect infant diet leading to excessive weight gain. Further research is needed to find a casual relation between mother's education and overweight and underweight.

The probability of being overweight also increases for the wealthiest quintile 5th. It seems that richer families give larger quantities of food with more sugar and fat to the children.

Ethnicity can reflect family lifestyle, eating habits and behaviours, which shape the child's diet. Study findings suggest that children of Kazakh families are more likely overweight.

The study suggests a considerable geographical variability of underweight and overweight prevalence in Kazakhstan. Aktobe is the region with the highest prevalence of overweight and underweight at the same time. The Mangistau region has the lowest risk of child overweight which can be explained by the fish-rich diet.

ETHICS APPROVAL AND CONSENT TO PARTICIPATE

Not applicable.

HUMAN AND ANIMAL RIGHTS

Not applicable.

CONSENT FOR PUBLICATION

Not applicable.

AVAILABILITY OF DATA AND MATERIALS

The data supporting the findings of the article is available in the UNICEF-MICS at: <https://mics.unicef.org/surveys>, reference numbers Kazakhstan-MICS3, Kazakhstan-MICS4, Kazakhstan-MICS.

FUNDING

This study was supported by the Science Committee of the Ministry of Education and Science of the Republic of Kazakhstan throughout the project "Healthy Childhood and Socio-Economic Status in Kazakhstan" for 2018-2020 (AP05135896).

CONFLICT OF INTEREST

The authors declare no conflict of interest, financial or otherwise.

ACKNOWLEDGEMENTS

Authors wish to acknowledge the support of the Science Committee of the Ministry of Education and Science of the Republic of Kazakhstan.

REFERENCES

- [1] Black RE, Victora CG, Walker SP, *et al.* Maternal and child undernutrition and overweight in low-income and middle-income countries. *Lancet* 2013; 382(9890): 427-51. [[http://dx.doi.org/10.1016/S0140-6736\(13\)60937-X](http://dx.doi.org/10.1016/S0140-6736(13)60937-X)] [PMID: 23746772]
- [2] Hui LL, Schooling CM, Leung SSL, *et al.* Birth weight, infant growth, and childhood body mass index: Hong Kong's children of 1997 birth cohort. *Arch Pediatr Adolesc Med* 2008; 162(3): 212-8. [<http://dx.doi.org/10.1001/archpediatrics.2007.62>] [PMID: 18316657]
- [3] Jones-Smith JC, Fernald LC, Neufeld LM. Birth size and accelerated growth during infancy are associated with increased odds of childhood overweight in Mexican children. *J Am Diet Assoc* 2007; 107(12): 2061-9. [<http://dx.doi.org/10.1016/j.jada.2007.09.011>] [PMID: 18060891]
- [4] Ibáñez L, Ong K, Dunger DB, de Zegher F. Early development of adiposity and insulin resistance after catch-up weight gain in small-for-gestational-age children. *J Clin Endocrinol Metab* 2006; 91(6): 2153-8. [<http://dx.doi.org/10.1210/jc.2005-2778>] [PMID: 16537681]
- [5] Mangrio E, Lindström M, Rosvall M. Early life factors and being overweight at 4 years of age among children in Malmö, Sweden. *BMC Public Health* 2010; 10(1): 764. [<http://dx.doi.org/10.1186/1471-2458-10-764>] [PMID: 21159203]
- [6] Moschonis G, Grammatikaki E, Manios Y. Perinatal predictors of overweight at infancy and preschool childhood: the GENESIS study. *Int J Obes* 2008; 32(1): 39-47. [<http://dx.doi.org/10.1038/sj.ijo.0803764>] [PMID: 18059407]
- [7] Wehby GL, López-Camelo JS. Maternal education gradients in infant health in four south american countries. *Matern Child Health J* 2017; 21(11): 2122-31. [<http://dx.doi.org/10.1007/s10995-017-2327-7>] [PMID: 28699095]
- [8] Ruiz M, Goldblatt P, Morrison J, *et al.* Impact of low maternal education on early childhood overweight and obesity in europe. *Paediatr Perinat Epidemiol* 2016; 30(3): 274-84. [<http://dx.doi.org/10.1111/ppe.12285>] [PMID: 26945670]
- [9] Lakshman R, Zhang J, Zhang J, *et al.* Higher maternal education is associated with favourable growth of young children in different countries. *J Epidemiol Community Health* 2013; 67(7): 595-602. [<http://dx.doi.org/10.1136/jech-2012-202021>] [PMID: 23450064]
- [10] McDonnell T, Doyle O. Maternal employment and childcare during infancy and childhood overweight. *Soc Sci Med* 2019; 243:112639 [<http://dx.doi.org/10.1016/j.socscimed.2019.112639>] [PMID: 31698206]
- [11] Bauer KW, Hearst MO, Escoto K, Berge JM, Neumark-Sztainer D. Parental employment and work-family stress: Associations with family food environments. *Soc Sci Med* 2012; 75(3): 496-504. [<http://dx.doi.org/10.1016/j.socscimed.2012.03.026>] [PMID: 22591825]
- [12] Cawley J, Liu F. Maternal employment and childhood obesity: A search for mechanisms in time use data. *Econ Hum Biol* 2012; 10(4): 352-64. [<http://dx.doi.org/10.1016/j.ehb.2012.04.009>] [PMID: 22790446]
- [13] Mindlin M, Jenkins R, Law C. Maternal employment and indicators of child health: A systematic review in pre-school children in OECD countries. *J Epidemiol Community Health* 2009; 63(5): 340-50. [<http://dx.doi.org/10.1136/jech.2008.077073>] [PMID: 19193668]
- [14] Lin SL, Leung GM, Hui LL, Lam TH, Schooling CM. Is informal child care associated with childhood obesity? Evidence from Hong Kong's "Children of 1997" birth cohort. *Int J Epidemiol* 2011; 40(5): 1238-46. [<http://dx.doi.org/10.1093/ije/dyr086>] [PMID: 21624932]
- [15] Maher EJ, Li G, Carter L, Johnson DB. Preschool child care participation and obesity at the start of kindergarten. *Pediatrics* 2008; 122(2): 322-30. [<http://dx.doi.org/10.1542/peds.2007-2233>] [PMID: 18676550]
- [16] Pearce A, Li L, Abbas J, Ferguson B, Graham H, Law C. Is childcare associated with the risk of overweight and obesity in the early years? Findings from the UK Millennium Cohort Study. *Int J Obes* 2010;

- 34(7): 1160-8.
[<http://dx.doi.org/10.1038/ijo.2010.15>] [PMID: 20142828]
- [17] Watanabe E, Lee JS, Kawakubo K. Associations of maternal employment and three-generation families with pre-school children's overweight and obesity in Japan. *Int J Obes* 2011; 35(7): 945-52. [<http://dx.doi.org/10.1038/ijo.2011.82>] [PMID: 21522125]
- [18] Taylor BJ, Heath ALM, Galland BC, *et al.* Prevention of Overweight in Infancy (POL.nz) study: A randomised controlled trial of sleep, food and activity interventions for preventing overweight from birth. *BMC Public Health* 2011; 11: 942. [<http://dx.doi.org/10.1186/1471-2458-11-942>] [PMID: 22182309]
- [19] Wake M, Nicholson JM, Hardy P, Smith K. Preschooler obesity and parenting styles of mothers and fathers: Australian national population study. *Pediatrics* 2007; 120(6): e1520-7. [<http://dx.doi.org/10.1542/peds.2006-3707>] [PMID: 18055667]
- [20] de Hoog ML, van Eijdsden M, Stronks K, Gemke RJ, Vrijkkotte TG. Overweight at age two years in a multi-ethnic cohort (ABCD study): The role of prenatal factors, birth outcomes and postnatal factors. *BMC Public Health* 2011; 11(1): 611. [<http://dx.doi.org/10.1186/1471-2458-11-611>] [PMID: 21806791]
- [21] Wehrly SE, Bonilla C, Perez M, Liew J. Controlling parental feeding practices and child body composition in ethnically and economically diverse preschool children. *Appetite* 2014; 73: 163-71. [<http://dx.doi.org/10.1016/j.appet.2013.11.009>] [PMID: 24269508]
- [22] Cardel M, Willig AL, Dulin-Keita A, Casazza K, Beasley TM, Fernández JR. Parental feeding practices and socioeconomic status are associated with child adiposity in a multi-ethnic sample of children. *Appetite* 2012; 58(1): 347-53. [<http://dx.doi.org/10.1016/j.appet.2011.11.005>] [PMID: 22100186]
- [23] de Hoog MLA, Stronks K, van Eijdsden M, Gemke RJ, Vrijkkotte TG. Ethnic differences in maternal underestimation of offspring's weight: The ABCD study. *Int J Obes* 2012; 36(1): 53-60. [<http://dx.doi.org/10.1038/ijo.2011.199>] [PMID: 22005721]
- [24] Gurung C K, Sapkota V P. (2010) Prevalence and predictors of underweight, stunting and wasting in under-five children. *Journal of Nepal Health Research Council* 2009; 7(15): 120-6.
- [25] Bloss E, Wainaina F, Bailey RC. Prevalence and predictors of underweight, stunting, and wasting among children aged 5 and under in western Kenya. *J Trop Pediatr* 2004; 50(5): 260-70. [<http://dx.doi.org/10.1093/tropej/50.5.260>] [PMID: 15510756]
- [26] Chalasani S, Rutstein S. Household wealth and child health in India. *Population Studies* 2014; 68(1): 15-41. [<http://dx.doi.org/10.1080/00324728.2013.795601>] [PMID: 23767406]
- [27] Guyatt H, Muiruri F, Mburu P, Robins A. Prevalence and predictors of underweight and stunting among children under 2 years of age in Eastern Kenya. *Public Health Nutr* 2020; 23(9): 1599-608. [<http://dx.doi.org/10.1017/S1368980019003793>] [PMID: 31983378]
- [28] Khan S, Zaheer S, Safdar NF. Determinants of stunting, underweight and wasting among children <5 years of age: Evidence from 2012-2013 Pakistan demographic and health survey. *BMC Public Health* 2019; 19(1): 358. [<http://dx.doi.org/10.1186/s12889-019-6688-2>] [PMID: 30935382]
- [29] Wu X, Li L. Family size and maternal health: Evidence from the One-Child policy in China. *J Popul Econ* 2012; 25: 1341-64. [<http://dx.doi.org/10.1007/s00148-011-0361-0>]
- [30] Rana MJ, Gautam A, Goli S, *et al.* Planning of births and maternal, child health, and nutritional outcomes: Recent evidence from India. *Public Health* 2019; 169: 14-25. [<http://dx.doi.org/10.1016/j.puhe.2018.11.019>] [PMID: 30772525]